

# SDU Super-Dry Ultra

## Anti-Moisture Additive for AC/R Systems

### Description of the Product



SUPER-DRY ULTRA is a dehydrating additive that permits to prevent the formation of moisture in new AC/R Systems and even to eliminate the moisture in systems already in use. This high-quality product helps to avoid the risk of corrosion and freezing in different parts of the system. Its innovative formula can stabilize the lubricant and absorb the water with only 1/5 of the volume of its former chemical composition.

### Humidity Problem

It's a well-known problem that the lubricant but also the refrigeration gas present a natural source of humidity in the refrigeration system. This problem is rising because of long-term use of the system and causes the aging of the air conditioning system as well as the saturation of the dehydrating filter. This kind of humidity can generate corrosion and freezing in different parts of the system.

### Characteristics

- Increases the efficiency of the lubricant of the compressor.
- Extends the compressor's life.
- Reduces the friction inside the compressor and diminishes vibrations and noises.
- Reduces excellently the noise of the compressor.
- Reduces significantly the system's maintenance costs.
- Reduces the emission of CO<sub>2</sub>.
- Does not cause chemical changing of the lubricant of the compressor.
- Does not alterate the refrigerating gas.
- Does not damage the compressor.
- It's compatible with all refrigerating gases incl. CO<sub>2</sub> excluded R717 (ammonia).
- It's eligible for all kinds of AC/R systems.
- Visible with UV light.
- Does not damage the dehydrating filter.

### Advantages in new AC/R systems


- Avoids the phenomenon of humidity.
- Preserves the original performance of the system.

### Advantages in AC/R systems already in use

- Eliminates the phenomenon of humidity restoring the original performance of the system.
- Circulating inside the system it can neutralize the humidity in order to stop it on its way towards the filter.
- Reduces the power consumption of the system.

### Application in AC/R-Systems

1. Switch on the air conditioning system and set it on the "min temperature" mode.
2. Identify the charging vale and connect the adapter.
3. Connect the syringe to the adapter and close the charging vale (pump down).
4. Introduce SUPER-DRY ULTRA into the system.
5. Reopen the charging valve.
6. Disconnect the syringe of the external motor.
7. Keep the system running for at least 30 min.



### Dosage for Climatization and Refrigeration Systems

The syringe of 6 mL (0,20 fl oz) is the dosage for systems of 21 KW - 72000BTU/h - 6 TONS.

### Best Dilution of the Compressor Oil

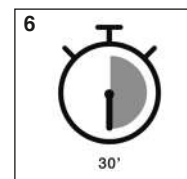
The syringe of 6 mL (0,20 fl oz) is the maximum dosage for 700 mL of Compressor Oil.

### Maximum Delution allowed in the Compressor Oil

The max delution allowed is 1:125 (1 part of SUPER-DRY ULTRA per 125 parts of Compressor Oil).

## Application in A/C Systems

1. Switch on the motor of the vehicle.
2. Switch on the air conditioning system and set it on the "min temperature" mode.
3. Identify the low-pressure charging valve and connect the adapter.
4. Connect the syringe to the adapter and introduce SUPER-DRY ULTRA into the system.
5. Disconnect the syringe from the system.
6. Keep the air-conditioning system running for at least 30 minutes.



## Dosage for A/C Systems

The syringe of 6mL (0,20 fl oz) is the common recommended dosage for any kind of vehicle.

The syringe of 6mL (0,20 fl oz) should be introduced completely independent from the quantity of the refrigerating gas of the A/C system in the vehicle.

## Adapter Necessary for insertion of the additives into the AC/R system



ADAPTER FLEX HOSE  
(included)

Flexible adapter to facilitate the insertion of the additive into the system in cases when the valve is difficult to reach (always included).

## Adapter for AC/R Systems



1/4 SAE

Adapter with O-ring black, thread 1/4 SAE and security system to prevent spilling of the refrigeration gas, connectable to the low-pressure charging valve of AC/R Systems.



5/16 SAE

Adapter with O-ring green, thread 5/16 SAE and security system to prevent spilling of refrigerating gas, connectable to the low-pressure charging valve of AC/R systems with refrigerating gas R410a and R32.

## Adapter for A/C Systems for Vehicles



R134a

Black Adapter for quick attack and security system to avoid spilling of refrigerating gas, connectable to the low-pressure valve of A/C systems with refrigerating gas R134a.



R1234yf

Green Adapter for quick attack and security system to avoid spilling of refrigerating gas, connectable to the low-pressure valve of A/C systems with refrigerating gas R1234yf.

## Available Packaging



Syringe with 6 mL (0,20 fl oz) in carton box  
Counter display with 30 carton boxes

Syringe with 6 mL (0,20 fl oz)  
in plastic blister  
in counter display or stand alone



| Art.-Nr.        |    |      | Description   |      |    | Art.-Nr.     |
|-----------------|----|------|---|------|----|--------------|
| TR1174.AL.01.S2 | 30 | 5400 | Syringe without adapter                                   | 1120 | 20 | TR1174.AL.01 |
| TR1174.AL.H1.S2 | 30 | 5400 | Syringe with adapter for A/C systems with R134a           | 1120 | 20 | TR1174.AL.H1 |
| TR1174.AL.H7.S2 | 30 | 5400 | Syringe with adapter for A/C systems with R1234yf         | 1120 | 20 | TR1174.AL.H7 |
| TR1174.AL.H2.S2 | 30 | 5400 | Syringe with adapter for A/C systems with R134a + R1234yf | 1120 | 20 | TR1174.AL.H2 |
| TR1174.AL.H4.S2 | 30 | 5400 | Syringe with adapter for 1/4 SAE for AC/R systems         | 1120 | 20 | TR1174.AL.H4 |
| TR1174.AL.H8.S2 | 30 | 5400 | Syringe with adapter for 5/16 SAE for AC/R systems        | 1120 | 20 | TR1174.AL.H8 |
| TR1174.AL.H3.S2 | 30 | 5400 | Syringe with adapter for 1/4 + 5/16 SAE for AC/R systems  | 1120 | 20 | TR1174.AL.H3 |
| TR1174.AL.H6.S2 | 30 | 5400 | Syringe with adapter for 1/4 + 5/16 SAE + R134a + R1234yf | 1120 | 20 | TR1174.AL.H6 |



The syringes, the adapters and the blisters are made of 100% recyclable plastic.  
The boxes and the counter display are made of 100% recyclable carton.

## Hazard statements



### Danger

**Hazard statements:** H302 Harmful if swallowed. H318 Causes serious eye damage.

**Precautionary statements:** P280 Wear protective gloves/protective clothing/eye protection/face protection. P305+P351+P338 IF IN EYES: Rinse cautiously with water for several minutes. Remove contact lenses, if present and easy to do. Continue rinsing.

**Contains:** octylphenol ethoxylate n-butanol.

# NAU No-Acid Ultra

## Acid Neutralizer Additive for Air Conditioning and Refrigeration Systems

### Product Description



NO-ACID ULTRA is the acid neutralizer additive able to completely eliminate residues of acid in the lubricant or in the refrigerating gas of AC/R systems by reducing its acidity level. Its new formula can block and neutralize the ions with only 1/5 of the volume of the former composition. Therefore it can be used simultaneously with other additives and reduce the impact on the volume and on the character of the lubricant.

### Acidity Problem

Acidity inside a system is generated usually by the natural decomposition of gas and lubricants: these derivatives can show a reaction with the commonly present humidity in the system and form organic, carbonic, hydrochloric and fluoridic acidity. Latter are highly aggressive against metals and can cause leakages or even the burning of the compressor.

### Features

- It increases the efficiency of the lubricant of the compressor.
- It extends the compressor's life.
- It reduces the friction inside the compressor reducing vibrations and noises.
- It reduces significantly the compressor's noise.
- It reduces the maintenance cost of the system.
- It reduces the CO<sub>2</sub> emissions.
- It doesn't change the chemical character of the lubricant.
- It doesn't change the refrigeration gas.
- Its action is long-lasting.
- It doesn't damage the compressor.
- Its compatible with all refrigerating gases, including CO<sub>2</sub>, except R717 (ammonia).
- It's suitable for all kinds of air conditioning systems (A/C AUTO and AC/R).

### Benefits in new AC/R systems


- Avoids the formation of the phenomenon of acidity.
- Keeps the original performance of the system.

### Benefits in working AC/R systems

- Eliminates the phenomenon of the acidity reprimating the original performance of the system.
- Reduces the level of humidity.

### Application for Climatization and Refrigeration Systems

1. Turn the air conditioning system on and set the temperature to minimum.
2. Locate the air conditioner charging port and connect the adapter.
3. Connect the cartridge to the adapter and close the suction valve (pump down).
4. Introduce NO-ACID ULTRA into the system.
5. Re-open the suction valve.
6. Disconnect the cartridge from the external unit.
7. Keep the air conditioner on for at least 30 minutes.



### Doses for Air Conditioning and Refrigeration Systems

The 6 mL (0,20 fl oz) cartridge is the dose for preventive use in systems up to 21 KW - 72000BTU/h - 6 TONS.

### Optimal Dilution in the Compressor Oil

The 6 mL (0,20 fl oz) cartridge is the right dose for preventive use up to 700 mL compressor oil. It's recommended to try Acid-Test by Errecom to find out the best quantity of NO-ACID ULTRA you need for the correction of all system components.

- Low Acid Level (pH >6,8) 6 mL (0,2 fl oz) of NO-ACID ULTRA per 2 Litres (64 fl oz) of Lubricant;
- Medium Acid Level (6,8 ≥ pH ≥ 5,2) 6 mL (0,2 fl oz) of NO-ACID ULTRA per 1,5 Litres (48 fl oz) of Lubricant;
- High Acid Level (pH < 5,2) 6 mL (0,2 fl oz) of NO-ACID ULTRA per 0,7 Litres (24 fl oz) of Lubricant.

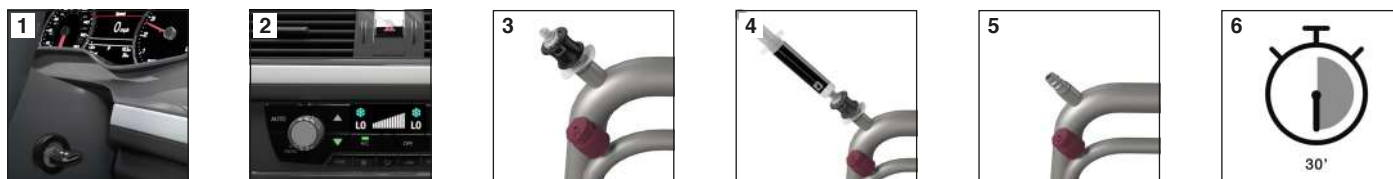
In case of very high acid level we recommend to proceed with Acid-Test (by Errecom) 15 minutes after insertion of NO-ACID ULTRA: if the acidity is yet present you can insert one more time NO-ACID ULTRA, always according to the predetermined dose. Additionally in case of high acid level we recommend to insert Extreme Ultra after the treatment to prevent or to stop micro leakages generated by acidity.

### Maximum Delution Allowed in the Compressor Oil

The maximum delution allowed is 1:125 (1 part NO-ACID ULTRA per 125 parts of Compressor Oil).

## Application in Vehicle A/C systems

1. Start the engine of the vehicle.
2. Turn the air conditioner on and set the temperature to minimum
3. Locate the low-pressure charging port of the A/C system and connect the adapter.
4. Connect the cartridge to the adapter and insert NO-ACID ULTRA into the system.
5. Disconnect the cartridge of the external motor.
6. Keep the A/C system on for at least 30 minutes.



## Doses for Vehicle A/C Systems

The 6mL (0,20 fl oz) cartridge is the common necessary dosage for insertion in A/C Systems of vehicles.

The 6mL (0,20 fl oz) cartridge must be inserted completely independent of the refrigerating gas' quantity inside the A/C of the vehicle.

We recommend to use Acid-Test by Errecom to find out the best quantity of NO-ACID ULTRA for the correction of any kind of A/C systems of vehicles.

- Low Acid Level (pH >6,8) 6 mL (0,2 fl oz) of NO-ACID ULTRA per 2 Litres (64 fl oz) of Lubricant;
- Medium Acid Level (6,8 ≥ pH ≥ 5,2) 6 mL (0,2 fl oz) of NO-ACID ULTRA per 1,5 Litres (48 fl oz) of Lubricant;
- High Acid Level (pH < 5,2) 6 mL (0,2 fl oz) of NO-ACID ULTRA per 0,7 Litres (24 fl oz) of Lubricant.

In case of very high acid level we recommend to try Acid-Test by Errecom 15 minutes after insertion of NO-ACID ULTRA: if the acidity is yet present you can insert one more time NO-ACID ULTRA, always according to the predetermined dosage. Additionally in case of high acid level we recommend to insert Extreme Ultra after the treatment to prevent or to stop micro leakages generated by acidity.

## Adapters for Air Conditioning and Refrigeration Systems



ADATTATORE FLEX HOSE  
(included)

Flexible adapter to simplify the insertion of the additive into the system in case it is difficult to find the low-pressure charging valve (always included).

## Adapters for Air Conditioning and Refrigeration Systems



1/4 SAE

Adapter with O-ring black, thread 1/4 SAE and security system to prevent spilling of refrigeration gas, connectable to the low-pressure charging valve of AC/R systems.



5/16 SAE

Adapter with O-ring green, thread 5/16 SAE and security system to prevent spilling of refrigeration gas, connectable to the low-pressure charging valve of AC/R systems with refrigeration gas R410a and R32.

## Adapters for A/C Systems of vehicles



R134a

Black Adapter for quick attack and security system to avoid spilling of refrigeration gas, connectable to the low-pressure valve of A/C systems with refrigeration gas R134a.



R1234yf

Green Adapter for quick attack and security system to avoid spilling of refrigeration gas, connectable to the low-pressure valve of A/C systems with refrigeration gas R1234yf.

## Packaging available



6 mL (0,20 fl oz) cartridge in carton box  
Counter display with 30 boxes

Syringe of 6 mL (0,20 fl oz)  
in plastic blister  
for counter display or stand alone



| Art.-Nr.        | 📦  | 📦**  | Description   | 📦**  | 📦  | Art.-Nr.     |
|-----------------|----|------|---|------|----|--------------|
| TR1175.AL.01.S2 | 30 | 5400 | Cartridge without adapter   | 1120 | 20 | TR1175.AL.01 |
| TR1175.AL.H1.S2 | 30 | 5400 | Cartridge with adapter for A/C systems of vehicles with R134a           | 1120 | 20 | TR1175.AL.H1 |
| TR1175.AL.H7.S2 | 30 | 5400 | Cartridge with adapter for A/C systems of vehicles with R1234yf         | 1120 | 20 | TR1175.AL.H7 |
| TR1175.AL.H2.S2 | 30 | 5400 | Cartridge with adapter for A/C systems of vehicles with R134a + R1234yf | 1120 | 20 | TR1175.AL.H2 |
| TR1175.AL.H4.S2 | 30 | 5400 | Cartridge with adapter 1/4 SAE for AC/R systems                         | 1120 | 20 | TR1175.AL.H4 |
| TR1175.AL.H8.S2 | 30 | 5400 | Cartridge with adapter 5/16 SAE for AC/R systems                        | 1120 | 20 | TR1175.AL.H8 |
| TR1175.AL.H3.S2 | 30 | 5400 | Cartridge with adapter 1/4 + 5/16 SAE for AC/R systems                  | 1120 | 20 | TR1175.AL.H3 |
| TR1175.AL.H6.S2 | 30 | 5400 | Cartridge with adapter 1/4 + 5/16 SAE + R134a + R1234yf                 | 1120 | 20 | TR1175.AL.H6 |

The cartridge, the adapters and the blisters are made with 100% recyclable plastic.  
The boxes and the counter display with 100% recyclable carton.

## Danger Indications



### Danger

**Danger statements:** H302 Harmful if swallowed. H315 Causes skin irritation. H318 Causes serious eye damage.

**Precautionary statements:** P280 Wear protective gloves and eye/face protection.

**Contains:** butan-1-ol polyethylene glycol octylphenyl ether



# EU Extreme Ultra




## Leak Stop Additive for Air Conditioning and Refrigeration Systems

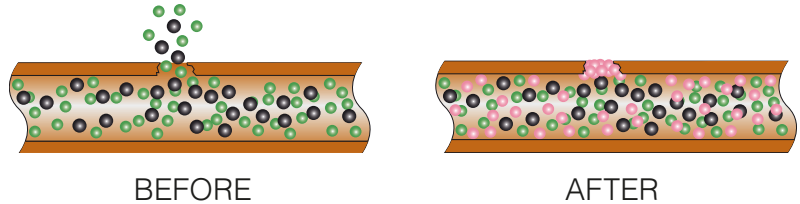
### Product Description



EXTREME ULTRA is a leak stop that guarantees a permanent repair of micro leakages up to 0.3 mm in rubber and metal components of the Air conditioning and refrigeration systems. It is a new step in the evolution of the leak stop Extreme. The new innovative formula made it more efficient and let reduce the dose: only 6 ml for all types of vehicles and for AC/R systems up to 21 KW.

The action of EXTREME ULTRA is mechanical. It works in affinity with materials and components without creating any kind of chemical reaction. The product acts during the functioning of the Air Conditioning and Refrigeration system. Time needed for the complete sealing depends on dimensions and shape of the leakage.

-  Lubrificante
-  Gas Refrigerante
-  Extreme Ultra




### Features

- It is polymer-free.
- It is non-reactive to oxygen and moisture.
- It is compatible with every kind of lubricant.
- It repairs microleaks in rubber and metal components of AC/R systems.
- It is safe for A/C System components.
- It is compatible with any kind of Air Conditioning or Refrigeration systems (Vehicle A/C or AC/R).
- It is visible to any UV Lamp.
- Its action is permanent over time.
- It is non-flammable.
- It is non-irritating.
- It is safe for the operator.
- It is compatible with all Refrigerant Gas, including CO<sub>2</sub>, excluding R717 (ammonia).
- It doesn't damage the compressor.
- It significantly reduces Compressor noise.
- It doesn't clog or damage the recovery machine.
- It doesn't stop inside the drier filter.
- It doesn't accumulate in the expansion valve.

### Application for Air Conditioning and Refrigeration Systems

1. Turn the air conditioner on and set the temperature to minimum.
2. Locate the air conditioner charging port and connect the adapter.
3. Connect the cartridge to the adapter and close the suction valve (pump down).
4. Inject EXTREME ULTRA into the system.
5. Re-open the suction valve.
6. Disconnect the cartridge from the external unit.
7. Keep the air conditioner on for at least 30 minutes.



### Doses for Air Conditioning and Refrigeration Systems

The 6ml (0.20 fl oz) cartridge is an optimal dose for systems up to 21 KW - 72000BTU/h - 6 TONS.

### Optimal dilution in the Compressor Oil

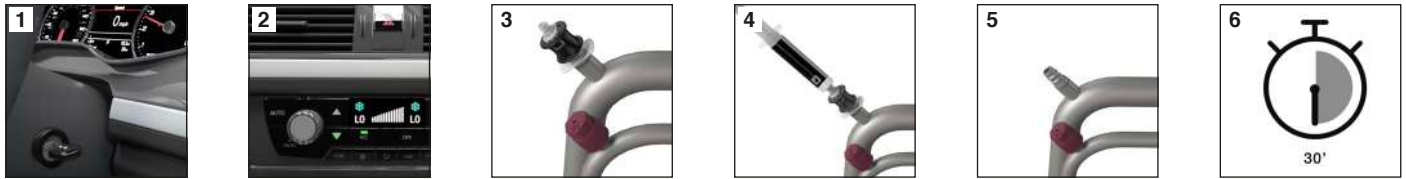
The 6ml (0.20 fl oz) cartridge is the optimal dose up to 700ml of Compressor Oil.

### Maximum Dilution Allowed in the Compressor Oil

The maximum permitted dilution is 1:125 (1 part of EXTREME ULTRA every 125 parts of Compressor Oil).

## Application for Vehicle A/C Systems

1. Start the engine of the vehicle.
2. Turn the air conditioner on and set the temperature to minimum.
3. Locate the low-pressure charging port of the A/C system and connect the adapter.
4. Connect the cartridge to the adapter and inject EXTREME ULTRA into the system.
5. Disconnect the cartridge from the system.
6. Keep the A/C system on for at least 30 minutes.



## Doses for Vehicle A/C Systems

The 6ml (0.20 fl oz) cartridge is a universal dose for any vehicle.

The 6ml (0.20 fl oz) cartridge must be used entirely, regardless of the amount of refrigerant gas contained in the vehicle A/C system.

## Adapters for the injection of additives in AC/R Systems



FLEX HOSE ADAPTER  
(included)

Flexible adapter that facilitates the injection of the additive inside the system when the charging port is difficult to reach. (always included).

## Adapters for Air Conditioning and Refrigeration Systems



1/4 SAE

The adapter with black O-ring, 1/4 SAE thread and security system to prevent refrigerant gas leaks, to be connected to the low-pressure charging port of the Air Conditioning and Refrigeration system.



5/16 SAE

The adapter with green O-ring, 5/16 SAE thread and security system to prevent refrigerant gas leaks, to be connected to the low-pressure charging port of the Air conditioning and Refrigeration systems working with R410a or R32 refrigerant gas.

## Adapters for Vehicle A/C Systems



R134a

Black adapter with quick coupler and security system to prevent refrigerant gas leaks, to be connected to the low pressure charging port of the vehicle A/C system operating with R134a refrigerant gas.



R1234yf

Green adapter with quick coupler and security system to prevent refrigerant gas leaks, to be connected to the low pressure charging port of the vehicle A/C system operating with R1234yf refrigerant gas.

## Packaging



6ml (0.20 fl oz) cartridge in a carton box  
Counter display with 30 carton boxes



6ml (0.20 fl oz)  
Cartridge in plastic clamshell  
packaging

| Art.-Nr.        |    |      | Description  |      |    | Art.-Nr.     |
|-----------------|----|------|--|------|----|--------------|
| TR1163.AL.01.S2 | 30 | 5400 | Cartridge without adapters   | 1120 | 20 | TR1163.AL.01 |
| TR1163.AL.H1.S2 | 30 | 5400 | Cartridge with adapter for vehicle A/C system with R134a             | 1120 | 20 | TR1163.AL.H1 |
| TR1163.AL.H7.S2 | 30 | 5400 | Cartridge with adapter for vehicle A/C system with R1234yf           | 1120 | 20 | TR1163.AL.H7 |
| TR1163.AL.H2.S2 | 30 | 5400 | Cartridge with adapters for vehicle A/C systems with R134a + R1234yf | 1120 | 20 | TR1163.AL.H2 |
| TR1163.AL.H4.S2 | 30 | 5400 | Cartridge with 1/4 SAE adapter for AC/R system                       | 1120 | 20 | TR1163.AL.H4 |
| TR1163.AL.H8.S2 | 30 | 5400 | Cartridge with 5/16 SAE adapter for AC/R system                      | 1120 | 20 | TR1163.AL.H8 |
| TR1163.AL.H3.S2 | 30 | 5400 | Cartridge with 1/4 SAE and 5/16 SAE adapters for AC/R system         | 1120 | 20 | TR1163.AL.H3 |
| TR1163.AL.H6.S2 | 30 | 5400 | Cartridge with adapters 1/4 SAE + 5/16 SAE + R134a + R1234yf         | 1120 | 20 | TR1163.AL.H6 |



The cartridges, adapters and clamshells are completely plastic, recyclable 100%.  
The carton boxes and counter displays are made of cardboard, recyclable 100%.

## Danger Indications

No indication of danger.

# CSU Cool-Shot Ultra

## Additive to maintain or restore the efficiency of AC/R Systems

### Product Description

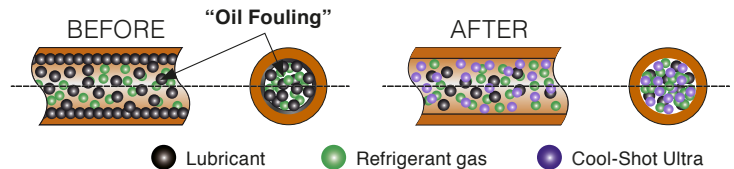


COOL-SHOT ULTRA is a synthetic catalyst to maintain or restore the efficiency of all AC/R Systems, avoiding the formation of "Oil Fouling" if used in new systems or eliminating this phenomenon if inserted in already working ones.

### Oil Fouling Problem

It is well known that inside an AC/R system, together with the refrigerant gas, circulate also compressor lubricating oil fractions (from 1 to 8%) which tend to deposit on the internal walls of evaporator and condenser pipes reducing:

- the heat exchange between the refrigerant gas and the pipes
- the diameter of the pipes
- the lubricating capacity of the oil
- the volume of lubricant in the compressor
- the system efficiency of about 30% (Ashrae data)



COOL-SHOT ULTRA is composed of two synthetic catalysts and a lubricating agent. If used in a preventive manner it prevents the oil from settling on the walls of the system. If used in a resolutive manner instead, it removes the oil that has settled on the walls of the system during the years of use, it solubilizes it and brings it again to the compressor.

### Features

- It increases the efficiency of the compressor lubricant.
- It extends the life of the compressor.
- It reduces friction inside the compressor by reducing vibration and noise.
- It significantly reduces compressor noise.
- It reduces system maintenance costs.
- It reduces CO<sub>2</sub> emissions.
- It doesn't cause chemical changes to the compressor lubricant.
- It doesn't alter the refrigerant gas.
- Its action is permanent over time.
- It doesn't damage the compressor.
- It is compatible with all refrigerant gases, including CO<sub>2</sub>, excluding R717 (ammonia).
- It is compatible with any kind of Air Conditioning or Refrigeration systems (Vehicle A/C or AC/R).
- It is visible to any UV Lamp.

### Benefits for use in new AC/R Systems


- It avoids the formation of the "Oil Fouling" phenomenon.
- It maintains the initial performance of the systems.

### Benefits for use in working AC/R Systems

- It eliminates the "Oil Fouling" phenomenon by restoring the initial performance of the system.
- It restores the heat exchange of the refrigeration lines.
- It reduces the energy consumption of the system.

### Application for Air Conditioning and Refrigeration Systems

1. Turn the air conditioner on and set the temperature to minimum.
2. Locate the air conditioner charging port and connect the adapter.
3. Connect the cartridge to the adapter and close the suction valve (pump down).
4. Inject COOL-SHOT ULTRA into the system.
5. Re-open the suction valve.
6. Disconnect the cartridge from the external unit.
7. Keep the air conditioner on for at least 30 minutes.



### Doses for Air Conditioning and Refrigeration Systems

The 6ml (0.20 fl oz) cartridge is an optimal dose for systems up to 21 KW - 72000BTU/h - 6 TONS.

### Optimal dilution in the Compressor Oil

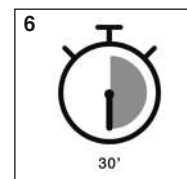
The 6ml (0.20 fl oz) cartridge is the optimal dose up to 700ml of Compressor Oil.

### Maximum Dilution Allowed in the Compressor Oil

The maximum permitted dilution is 1:125 (1 part of COOL-SHOT ULTRA every 125 parts of Compressor Oil).

## Application for Vehicle A/C Systems

1. Start the engine of the vehicle.
2. Turn the air conditioner on and set the temperature to minimum.
3. Locate the low-pressure charging port of the A/C system and connect the adapter.
4. Connect the cartridge to the adapter and inject COOL-SHOT ULTRA into the system.
5. Disconnect the cartridge from the system.
6. Keep the A/C system on for at least 30 minutes.



## Doses for Vehicle A/C Systems

The 6ml (0.20 fl oz) cartridge is a universal dose for any vehicle.

The 6ml (0.20 fl oz) cartridge must be used entirely, regardless of the amount of refrigerant gas contained in the vehicle A/C system.

## Adapters for the injection of additives in AC/R Systems



ADATTATORE FLEX HOSE  
(included)

Flexible adapter that facilitates the injection of the additive inside the system when the charging port is difficult to reach. (always included).

## Adapters for Air Conditioning and Refrigeration Systems



1/4 SAE

The adapter with black O-ring, 1/4 SAE thread and security system to prevent refrigerant gas leaks, to be connected to the low-pressure charging port of the Air Conditioning and Refrigeration system.



5/16 SAE

The adapter with green O-ring, 5/16 SAE thread and security system to prevent refrigerant gas leaks, to be connected to the low-pressure charging port of the Air conditioning and Refrigeration systems working with R410a or R32 refrigerant gas.

## Adapters for Vehicle A/C Systems



R134a

Black adapter with quick coupler and security system to prevent refrigerant gas leaks, to be connected to the low pressure charging port of the vehicle A/C system operating with R134a refrigerant gas.



R1234yf

Green adapter with quick coupler and security system to prevent refrigerant gas leaks, to be connected to the low pressure charging port of the vehicle A/C system operating with R1234yf refrigerant gas.

## Packaging



6ml (0.20 fl oz) cartridge in a carton box  
Counter display with 30 carton boxes



6ml (0.20 fl oz)  
Cartridge in plastic  
clamshell packaging

| Art.-Nr.        |    |      | Description  |      |    | Art.-Nr.     |
|-----------------|----|------|--|------|----|--------------|
| TR1170.AL.01.S2 | 30 | 5400 | Cartridge without adapters   | 1120 | 20 | TR1170.AL.01 |
| TR1170.AL.H1.S2 | 30 | 5400 | Cartridge with adapter for vehicle A/C system with R134a             | 1120 | 20 | TR1170.AL.H1 |
| TR1170.AL.H7.S2 | 30 | 5400 | Cartridge with adapter for vehicle A/C system with R1234yf           | 1120 | 20 | TR1170.AL.H7 |
| TR1170.AL.H2.S2 | 30 | 5400 | Cartridge with adapters for vehicle A/C systems with R134a + R1234yf | 1120 | 20 | TR1170.AL.H2 |
| TR1170.AL.H4.S2 | 30 | 5400 | Cartridge with 1/4 SAE adapter for AC/R system                       | 1120 | 20 | TR1170.AL.H4 |
| TR1170.AL.H8.S2 | 30 | 5400 | Cartridge with 1/4 SAE adapter for AC/R system                       | 1120 | 20 | TR1170.AL.H8 |
| TR1170.AL.H3.S2 | 30 | 5400 | Cartridge with 1/4 SAE and 5/16 SAE adapters for AC/R system         | 1120 | 20 | TR1170.AL.H3 |
| TR1170.AL.H6.S2 | 30 | 5400 | Cartridge with adapters 1/4 SAE + 5/16 SAE + R134a + R1234yf         | 1120 | 20 | TR1170.AL.H6 |



The cartridges, adapters and clamshells are completely plastic, recyclable 100%.  
The carton boxes and counter displays are made of cardboard, recyclable 100%.

## Hazard warnings

Hazard warnings absent.