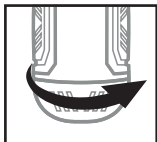
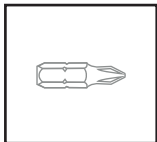


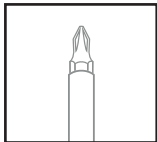
# 1. Unscrew the back cover



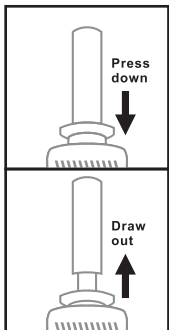
# 2. Choose the screwdriver bit



# 3. Insert the screwdriver bit



# Adjustable



# Screwdriver Bit Model

- ⊕ PH1, PH2
- ⊖ 3/16", 1/4", 2.5mm
- SQ1, SQ2
- Ⓜ VS, VL
- ⦿ 3/16", 5/16"
- ⚙ T10, T15